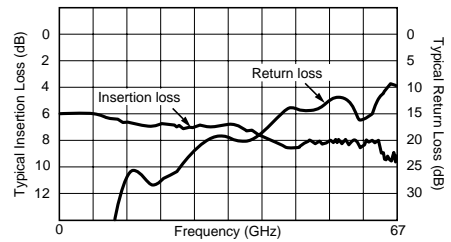


# POWER DIVIDERS

## K240, V240 Series DC to 65 GHz



Insertion loss (typical) /return loss (typical) for V240C

These microwave power dividers are symmetrical, three-resistor tee designs that can be used in applications where signals from DC to 65 GHz must be accurately divided or combined. K Connector® is compatible with 3.5 mm and SMA; V Connector® is compatible with 2.4 mm. All models have exceptional amplitude and phase tracking characteristics.

### Features

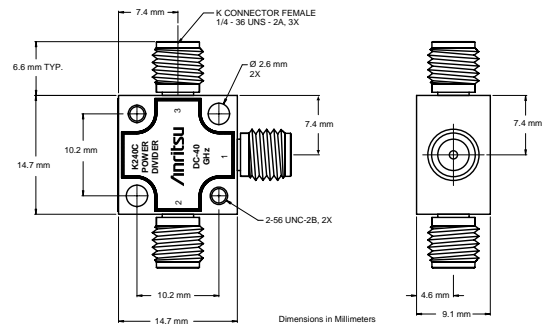
- DC to 65 GHz frequency range
- K Connector® compatibility with SMA/3.5 mm
- V Connector® compatibility with 2.4 mm
- Excellent amplitude and phase tracking

### Specifications

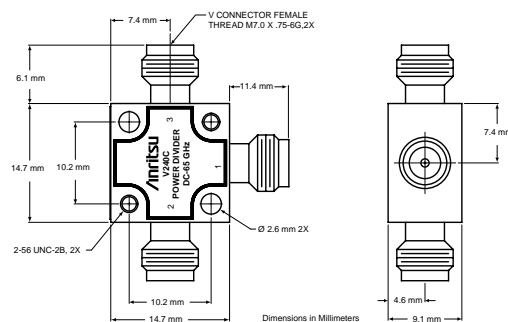
Model	Frequency range (GHz)	Impedance (Ohms)	Connectors
K240B	DC to 26.5	50	K(f)
K240C	DC to 40	50	K(f)
V240C	DC to 65	50	V(f)

Frequency range (GHz)	Tracking of outputs		Insertion loss (dB max.)	SWR
	Amplitude	Phase		
DC to 6	±0.3 dB	±2°	7	1.22
6 to 18	±0.3 dB	±3°	7.5	1.44
18 to 26.5	±0.6 dB	±4°	8	1.58
26.5 to 40	±0.6 dB	±6°	8.5	1.79
40 to 65	±1.8 dB	±18°	10	3.11

Maximum Input Power: 1W  
 Temperature range: 0°C to +70°C  
 Weight: 43g



K240B, K240C outline



V240C outline

### Ordering information

Please specify model/order number, name, and quantity when ordering.

Model/Order No.	Name
K240B	Precision Power Divider, DC to 26.5 GHz
K240C	Precision Power Divider, DC to 40 GHz
V240C	Precision Power Divider, DC to 65 GHz